

One-component decorative resin system for the creation of vertical and horizontal indoor seamless surfaces. CE-marked according to UNI EN 13813 standard "screed material and floors screeds", HACCP certified for application in food rooms, anti-slip certified in compliance with the provisions of the Italian M.D. no. 236.

CHARACTERISTICS:

CREATIVO® MONO is the ideal system for the creation of seamless luxury surfaces with an innovative design. It is highly suitable for the coating, decoration and protection of indoor walls and floors, for use in both residential, hospitals and private clinics, food-processing rooms, bathrooms, radiant floors, furniture, tables, countertops and small objects. **CREATIVO® MONO** offers high performance guaranteeing excellent adhesion to the substrate, flexibility and resistance to compression. The final protection with **CREATIVO® TOP** makes the system resistant to scratches, abrasion, alkaline detergents, acids and the most common detergents used in residential and professional cleaning. **CREATIVO® TOP** also makes the system **HACCP** certified for use in hospitals and food environments. With the application of **CREATIVO® TOP** the system will also be anti-slip certified both on wet and dry conditions according to the M.D. 14/06/1989 n. 236.

CREATIVO® MONO is a practical, sustainable and easy system in line with the Urban Regeneration concept as:

- It is a one-component resin
- It is easy to apply thanks to a minimal DFT (total system thickness around 2-3 mm) thus allowing to save the cost of adapting the interior fittings (doors, windows) to the a new flooring system.
- It is sustainable and eco-friendly as it is applied directly on screed and/or ceramic surface avoiding its removal and disposal.
- It is formulated with raw materials that have the lowest impact on the environment, maintaining high protection and resistance in order to maintain innovative design, it is the combination of living comfort and quality of materials; these element are the principal characteristic of the **Made in Italy**.

CREATIVO® MONO FINITURA is available upon request in an endless range of colours easily achievable with **COLORPLUS® EVOLUTION** tinting system: choose the right colour for your spaces from **Armonie d'Interni** colour card.

USE:

CREATIVO® MONO can be applied on cement screed, ceramic surfaces, porcelain, mosaic, concrete, plaster, render, gypsum and plasterboard, epoxy coating, polyurethane coating, organic surfaces or natural inorganic ones if well sound. **CREATIVO® MONO** is therefore the ideal system both for new floorings and renovation as there is no need to remove the existing floor. **CREATIVO® MONO** finds its ideal use in private residential projects, apartments, villas and in every space where an exclusive, innovative design is desired. On walls, **CREATIVO® MONO** can be applied directly on the rough cement plaster without the need of applying any skimcoat, primer, and paint. **CREATIVO® MONO** combines all these steps in only one product, which makes it quick, easy to apply and confers the surfaces a beautiful finish.

THE SYSTEM:

CREATIVO® MONO is composed by the following items:

- **CREATIVO® MONO FONDO** : Microfibrated ready-to-use mortar in paste composed of selected coarse mineral aggregates, resins and special additives to improve ease of application and performance. **CREATIVO MONO FONDO** grain size is 0.5 mm.
- **CREATIVO® MONO FINITURA** : Ready-to-use mortar in paste composed of resins, selected mineral aggregates and special additives to improve ease of application and performance. **CREATIVO® MONO FINITURA** max. grain size is 0.3 mm. **CREATIVO® MONO FINITURA** is the finishing coat and can be coloured by **COLORPLUS®** tinting machine in the selected colour.
- **CREATIVO® PRIMER** : acrylic microemulsion, with high penetrating and consolidating characteristics. Ideal to reduce absorbency of **CREATIVO® TOP**.
- **CREATIVO® TOP** : Two-component polyurethane protective clear topcoat, water-base. **CREATIVO® TOP** is **HACCP**-certified for the use in food environments or where high hygiene is required. **CREATIVO® TOP** is available in **GLOSSY, SATIN** and **MATT**. **Component A** has to be mixed with 20% in weight of **component B** (1 kg of component A + 0.2 kg of component B). Mix well **component A** before adding **component B**. Pot life of the mixed product is 1 hour, do not use it after that. **CREATIVO® TOP** has an aliphatic nature, therefore it does not yellow and it is resistant to UV rays. 80% of the physical and chemical resistances are developed after 3 days. In order to achieve full mechanical and chemical performance it requires 7 days. Temperature and humidity can affect the filming and drying time.

Considering the nature of the products and the complexity of the system, the system should only be applied by qualified professional, with specific training delivered by **CREATIVO® ACADEMY**.

SURFACE PREPARATION:

Surface needs to be compact, sound, dry, solid, clean, free from dust, grease, oil, waxes, sealers, silicone compounds or any other element that might affect adhesion of the system. Old paint and filming agents, not perfectly compact and adherent to the substrate, needs to be removed. In case the substrate is not solid, sound and compact, apply a consolidating coat of **CREATIVO® PRIMER**. Carefully evaluate substrate condition after consolidation process before moving to the next step. Missing parts, holes, cracks or damages, need to be treated with specific restoration mortars. The treated area must cure properly according to the nature and thickness of the product applied. In case of rising damp (above 4%) it is necessary to apply **CREATIVO® BARRIERA vapour barrier**. **CREATIVO® MONO** has an excellent adhesion on wood, but we don't recommend application on parquet to avoid that the movement of the latter and the different elastic module affect the finish over time. It is therefore recommended to remove it. On high gloss and smooth substrates it is

necessary to perform a light shot blasting or grinding to improve adhesion of **CREATIVO® MONO FONDO**. As an alternative it is also possible to apply 1 coat of **CREATIVO® GRIP** by roller, ready-to-use adhesion promoter primer. Recommended consumption rate for **CREATIVO® GRIP** is 0.1 – 0.15 kg/m². Wait until it is completely dry before applying **CREATIVO® MONO FONDO**. Expansion joints need to stay free to absorb potential structural movement.

In case of **radiant floor heating**, make sure that thermal shock test has been performed before application of **CREATIVO® MONO**, and won't be performed subsequently to its application. In case ceramic tiles have been applied on the radiant floor, it is necessary to apply **CREATIVO® BARRIERA** before application of the system. The heating system has to be switched off 4 days before starting the application and can be turned on again after 7 days from completion of the full system.

HOW TO APPLY:

I. FLOORS AND VERTICAL SURFACES WITH CERAMIC TILES.

• 1° coat: CREATIVO® MONO FONDO

Apply **CREATIVO® MONO FONDO** by stainless steel trowel trying to avoid very thick layers per single coat. After at least 8 hours sand manually or by sanding machine any imperfection, using 60G sandpaper and vacuum the dust. When dealing with very big areas, it is possible to interpose a fiberglass mesh 80-90 gr/m² in the first coat. If the mesh is used, do not sand the first coat.

We recommend the use of shoe covers during all the operations to avoid dirtying the surfaces. Avoid wetting the surface before completing the system. Stains or spots will affect the final aspect.

• 2° coat: CREATIVO® MONO FONDO

Apply the second coat in the same way, after at least 8 hours sand manually or by sanding machine any imperfections, use 60G sandpaper and vacuum the dust.

• 3° coat: CREATIVO® MONO FINITURA

Apply **CREATIVO® MONO FINITURA** with special tool **CREATIVO® RED SPATULA** made with an extra thin stainless steel blade. The use of trowels with stiff blade can develop black marks on the finish. After 4 hours sand manually or with sanding machine any imperfections, use 120G sandpaper and vacuum the dust.

• 4° coat: CREATIVO® MONO FINITURA

Apply the second coat of **CREATIVO® MONO FINITURA** in the same way as the first and design the surface with the specific technique desired.. After at least 8 hours sand and vacuum the surface.

• Application of CREATIVO® PRIMER

Apply by roller one coat of **CREATIVO® PRIMER**, ready to use, in order to absorbency of **CREATIVO® TOP**. Wait 4 hours for the coat to dry.

• Application of CREATIVO® TOP (Required for floors, optional on walls where high washability and water-repellence are not required)

Mix carefully **COMPONENT A** before use, add **COMPONENT B** (catalysis ratio: 1kg A + 0,2 kg B), mix well and apply with specific **CREATIVO® MOHAIR ROLLER** taking care of applying homogeneously the product without leaving deposits and paying special attention to corners, edges and drains. First coat can be diluted up to 10% with water. After about 6 hours, and not later than 24 hours from the first coat, apply a second one with the same method, diluted 0-

5% with water. In case over 24 hours have passed, it is necessary to sand the surface with thin grit sandpaper (250G and over) and vacuum before proceeding to the next coat.

Wait 24 hours from the last coat before walking on the surface, avoid any heavy movement, abrasive action, deposit of dirt, moist, oily and staining substance. Wait at least 7 days for full curing of the film, minimum time for the surface to achieve maximum skid and abrasion resistances and minimum dirt pick-up

Wash well the tools with water after use.

II. VERTICAL SURFACES WITHOUT CERAMIC TILES.

In case of application on vertical surfaces such as plaster, plasterboard or paint (only if perfectly compact and adherent), proceed as follows:

• Application of CREATIVO® PRIMER

Apply one coat of **CREATIVO® PRIMER** by roller in order to reduce absorbency before application of the finish coat. **CREATIVO® PRIMER** is ready to use. Wait at least 4 hours.

• 1° coat: CREATIVO® MONO FINITURA

Apply **CREATIVO® MONO FINITURA** with special tool **CREATIVO® RED SPATULA** made with an extra thin stainless steel blade. The use of spatula with stiff blade can be develop black marks on the finish. After 4 hours sand manually or with sanding machine any imperfections, use 120G sandpaper and vacuum the dust.

• 2° coat: CREATIVO® MONO FINITURA

Apply the second coat of **CREATIVO® FINITURA** in the same way as the first and design the surface with the specific technique. After at least 8 hours sand and vacuum the surface.

• Application of CREATIVO® PRIMER

Apply by roller one coat of **CREATIVO® PRIMER**, ready to use, in order to reduce absorbency of the following coat of **CREATIVO® TOP** (if needed).

If water repellence, washability and HACCP certification are required, proceed with protection by applying 2 coats of **CREATIVO® TOP**.

HOME DÉCOR AND SPECIAL EFFECTS

It is possible to achieve the typical cloudy effect by creating ridges and consequently sanding them. It is also possible to create different textures by applying with different techniques the last coat of **FINITURA**. To achieve special decorative effects, it is possible to replace **CREATIVO® PRIMER** with a decorative finish from the **STILE ITALIANO** collection. Any of the following products can be applied: **RIFLESSI DI LUNA, VELI D'ORIENTE, ANTICA PATINATURA, GLAMOUR, ART METAL**. Please contact our technical department to learn the most correct use according to the type of surface. Where necessary, **CREATIVO® TOP** has to be applied after at least 6-8 hours from the application of the decorative finish. It is also possible to add **STELLE** to the first coat of **CREATIVO® TOP** to obtain a glittery finish.

CLEANING AND MAINTENANCE:

During HACCP tests, **CREATIVO® TOP** proved to have excellent resistances to alkaline and acid detergents.

For general maintenance we recommend to clean the surface with a neutral detergent. Do not use a vapour steam cleaner. It is possible to use cleaning machines for professional use only if without abrasive brushes. **Wait at least 7 days before cleaning the surface for the first time. Remove from the surfaces protected with CREATIVO TOP in 2 coats within 2 hours from the application, CREATIVO TOP in 3 coats within 4 – 6 hours from the application, remove any aggressive, moist, oily, staining substance from surface trying to avoid prolonged contact as it might be absorbed by the porosity of the film and affect the finish.** In case of application on counter tops and tables, we recommend to avoid direct contact of high heat items (pots and pans). Touch ups and maintenance could lead to joint lines. We recommend to perform the touch up activity until an architectural barrier is met or perform a decorative finish that can hide the joint. In case the touch up has to be performed on **CREATIVO® TOP** only, sand and vacuum the surface before activity. Floorings made with **CREATIVO®**, as with similar systems, have higher mechanical and chemical resistances compared to wood floorings, but lower than stoneware ones.

- Before application, ensure that the surface is perfectly dry and hardened, and that it has good adherence to the supporting substrate. It must be clean and free from oil, grease, mould, fungus, bacteria, efflorescence or any other defect that could impair adherence or successful results.
- Protect containers from freezing temperatures (minimum + 5° C).
- Store in a cool, dry place; do not expose to direct sunlight.
- The temperature of both the work environment and substrate should be between + 8° C and + 30° C. Relative humidity must not exceed 75%.
- Avoid curing with temperature of environments and substrate below +5°C.
- Do not use the product when there is the likelihood of rain, in direct sunlight, strong winds, or persistent fog.
- Protect the treated surfaces from driving rain for as long as necessary for the complete curing of the product.
- Arrange the scaffolds in such a way as to allow continuous application until architectural interruptions to avoid the formation of joints, overflows and colour differences.
- Obtain enough of the colour in a single batch to complete the job or at least complete portions of work which do not draw attention to shade differences.
- Due to the complexity of the system and its possible application, please contact our Technical Team for any clarification.

The above information has been obtained from scrupulously controlled tests, and represents our best and most recent knowledge. This information is provided for reference purposes only. It is not binding upon the manufacturer, and neither may it constitute grounds for any kind of complaint whatsoever associated with the use of the products described, also considering that the conditions of use are beyond our control.

IMPORTANT NOTES:

TECHNICAL DATA:

TEST	TEST METHOD	MEASURED VALUE																
		PRODUCT	FORM	PACKAGES														
Product form and packing size		Creativo® MONO Fondo Creativo® MONO Finitura Creativo® Primer Creativo® TOP comp. A Lucido Creativo® TOP comp. A Satinato Creativo® TOP comp. A Opaco Creativo® TOP Comp.B	paste paste liquid liquid liquid liquid liquid	<table border="1"> <tr> <td>15 kg</td> <td>5 kg</td> </tr> <tr> <td>15 kg</td> <td>5 kg</td> </tr> <tr> <td>5 l</td> <td>1 l</td> </tr> <tr> <td>2.5 kg</td> <td>1 kg</td> </tr> <tr> <td>2.5 kg</td> <td>1 kg</td> </tr> <tr> <td>2.5 kg</td> <td>1 kg</td> </tr> <tr> <td>0.5 kg</td> <td>0.2 kg</td> </tr> </table>	15 kg	5 kg	15 kg	5 kg	5 l	1 l	2.5 kg	1 kg	2.5 kg	1 kg	2.5 kg	1 kg	0.5 kg	0.2 kg
15 kg	5 kg																	
15 kg	5 kg																	
5 l	1 l																	
2.5 kg	1 kg																	
2.5 kg	1 kg																	
2.5 kg	1 kg																	
0.5 kg	0.2 kg																	
Consumption rate		Creativo® MONO Fondo Creativo® MONO Finitura Creativo® Primer Creativo® TOP		0.7 – 1 kg/m ² 0.4 – 0.5 kg/m ² 0.08 l/m ² 0.07 kg/m ²														
Density	UNI EN ISO 2811-1:2003	Creativo® MONO Fondo Creativo® MONO Finitura Creativo® Primer Creativo® TOP comp. A Lucido Creativo® TOP comp. A Satinato Creativo® TOP comp. A Opaco Creativo® TOP Comp.B		1.42 ± 0.10 Kg/l 1.55 ± 0.10 Kg/l 1.02 ± 0.05 Kg/l 1.02 ± 0.05 Kg/l 1.05 ± 0.05 Kg/l 1.05 ± 0.05 Kg/l 1.15 ± 0.05 Kg/l														
Grain Size		Creativo® MONO Fondo Creativo® MONO Finitura		0.5 mm 0.3 mm														
Gloss	UNI EN ISO 2813:2002	Creativo® TOP Lucido (Glossy) Creativo® TOP Satinato (Satin) Creativo® TOP Opaco (Matt)		80±10 Gloss a 60° 22±5 Gloss a 85° 9±5 Gloss a 85°														
pH		Creativo® MONO Fondo Creativo® MONO Finitura Creativo® Primer Creativo® TOP Lucido Creativo® TOP Satinato Creativo® TOP Opaco		7.5 ± 0.5 7.5 ± 0.5 8.0 ± 0.5 7.5 ± 0.5 7.5 ± 0.5 7.5 ± 0.5														

**CREATIVO® IS A BRAND OF
Colorificio MP S.r.l.**

UNI EN 13813 TEST

Test	Test standard method	Measured Value	Valued Required	Result
Bond strenght	UNI EN 13892-8	1.6 N/mm ² Class B1.5	≥ B1.5 for resin screeds.	PASS
Wear resistance – BCA Method	UNI EN 13892-4	Maximum depth of wear 30 µm Class AR0.5	≤AR1 for resin screeds.	PASS
Impact resistance	UNI EN ISO 6272-2	> 9,8 Nm Class > IR9	≥ IR4	PASS








UNI EN 11021:2002 TESTS FOR CREATIVO® TOP

RIF	Description	Method	Measured value	Limit value	Result
Essential Requirements					
7.1	Dirty pick up	UNI 10792	ΔL = 0.10	ΔL ≤ 3.0	PASS
7.2	Smell	Appendice A	0	≤ 1.0	PASS
Specific Requirements					
8.1	Washability	UNI EN ISO 11998	Ldft = 0.01µm	Ldft ≤ 5µm	PASS
8.3	Resistance to the mould	Appendice C	0	≤ 1	PASS
8.4	Resistance to washing agents Detergent B (alkaline washing agent)	UNI EN ISO 2812-1	No alteration	No alteration	PASS
8.4	Resistance to washing agents Detergent C (acid washing agent)	UNI EN ISO 2812-1	No alteration	No alteration	PASS
8.4	Resistance to washing agents Detergent D (disinfecting)	UNI EN ISO 2812-1	No alteration	No alteration	PASS
D.M. 14/06/1989 n.236 TESTS – B.C.R.A. Method					
Test	MEAN OF FRICTION COEFFICIENT REGISTERED VALUES		REQUIRED VALUE	Result	
Leather on dry surface	μ = 0.43		μ > 0.40	Compliant	
Rubber on wet surface	μ = 0.86		μ > 0.40	Compliant	

Emission limits of Volatile Organic Compounds (VOC) according to directive 2004/42/CE:

Creativo® MONO Fondo	i) One-pack performance coatings; Limit Phase II (from 01/01/ 2010)= 140 g/l Max VOC in the product: 10 g/l
Creativo® MONO Finitura	i) One-pack performance coatings; Limit Phase II (from 01/01/ 2010)= 140 g/l Max VOC in the product: 10 g/l
Creativo® Primer	g) Primer; Limit Phase II (from 01/01/ 2010)= 30 g/l Max VOC in the product: 13 g/l
Creativo® TOP A+B	j) Two-pack reactive performance coatings for specific end use such as floors; Limit Phase II (from 01/01/ 2010)= 140 g/l (from 01/01/ 2010)140 g Max VOC in mixture (COMPONENT A): 25 g/l Max VOC in mixture (COMPONENT B): 9 g/l Max VOC in mixture (COMPONENT A + COMPONENT B): 19 g/l

SUMMARY TABLE OF SYSTEM TIMING

System	Ratio	Tools	Waiting time for next coat
Creativo® MONO Fondo	Ready to use		> 8 h
Creativo® MONO Fondo	Ready to use	 60 G	> 8 h
Creativo® MONO Finitura	Ready to use	 60 G	> 4 h
Creativo® MONO Finitura	Ready to use	 120 G	> 4 h
Creativo® Primer	Ready to use	 120 G	> 4 h
Creativo® Top (A+B)	1 part + 0,2 part		> 6h < 24h
Creativo® Top (A+B)	1 part + 0,2 part		24h - walkable 7 dd - cleaning

PACKAGES AND CONSUMPTION RATE

PRODUCT	Pack.	u.m.	Cons. kg/m2 per coat	No. coat on horizontal surfaces	No. coat on vertical surfaces with ceramic tiles	No. coat on vertical surfaces	Coverage per pack. per sqm (1 coat)
CREATIVO							
Creativo® MONO Fondo 15 kg	15	kg	0.7 - 1.0	2	2	Optional	15 - 21.5
Creativo® MONO Fondo 5 kg	5	kg					5 - 7
Creativo® MONO Finitura 15 kg	15	kg	0.4 - 0.5	2	2	2	30 - 37.5
Creativo® MONO Finitura 5 kg	5	kg					10 - 12.5
Creativo® Primer	1	l	0.08	1	1	1	12.5
Creativo® TOP Glossy/Satin/Matt comp. A 2.50 kg + comp. B 0.5 kg	3	kg	0.07	2	Facoltative – 2 coats where high washability, water-repellence or HACCP is required	Optional – 2 coats where high washability, water-repellence or HACCP is required	43
Creativo® TOP Glossy/Satin/Matt comp. A 1 kg + comp. B 0.2 kg	1.2	kg					17

**CREATIVO® IS A BRAND OF
Colorificio MP S.r.l.**

Via G.Pastore, 2 (Z.A. Viserba) 47922 - Rimini (Italia)
Tel. +39 0541 734086 Fax +39 0541 734282

mp@colorificiomp.it - www.creativo-microcemento.it - www.creativo-microcement.com